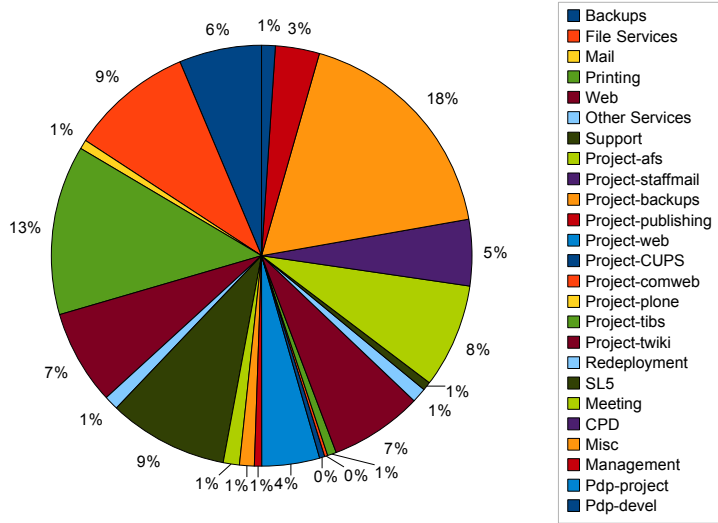


Services Unit Activities Q2 2009

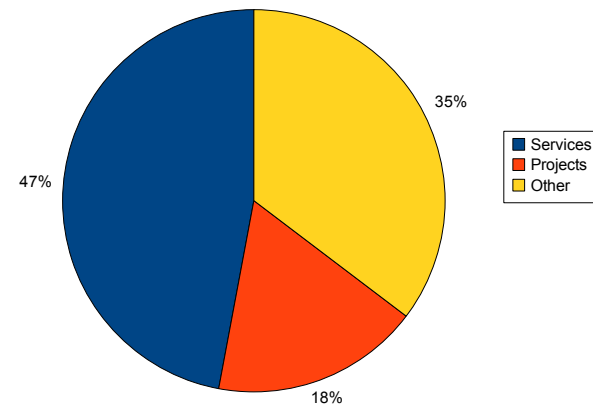
Breakdown of activities		Leave	Backups	File Services	Mail	Printing	Web	Other Services	Support	Project-afs	Project-staffmail	Project-backups	Projects-publish	Project-web	Project-CUPS	Project-comweb	Project-plone	Project-tibs	Project-wiki	Redeployment	SL5	Meeting	CPD	Misc	Unit	Pdp-project	Pdp-devel	Total
Percentage	10	6.34	9.43	0.71	13.04	7.26	1.1	9.18	1.24	0	1.14	0.56	4.43	0.39	0.25	0	0.67	7.14	1.14	0.65	8.01	5.07	17.8	3.38	0	1.05	100	
% last quarter	38.23	1.69	6.36	0.7	1.33	0.66	0.29	10.26	8.54	7.53	2.09	0	5.24	1.58	0.09	0	0	5.33	9.5	1.38	3.91	10.59	19.19	3.4	0	0.33		
Difference	-28.23	4.65	3.07	0.01	11.71	6.6	0.81	-1.08	4.65	-7.3	-0.95	0.56	-0.81	-1.19	0.16	0	0.67	1.81	-8.36	-0.73	4.1	-5.52	-1.39	-0.02	0	0.72		
FTE	0.4	0.23	0.34	0.03	0.47	0.26	0.04	0.33	0.05	0	0.04	0.02	0.16	0.01	0.01	0	0.02	0.26	0.04	0.02	0.29	0.18	0.64	0.12	0	0.04	4.02	
FTE last quart	1.42	0.04	0.15	0.02	0.03	0.02	0.01	0.24	0.2	0.17	0.05	0	0.12	0.04	0	0	0	0.12	0.22	0.03	0.09	0.24	0.44	0.08	0	0.01		
Difference	-1.02	0.19	0.19	0.01	0.44	0.24	0.03	0.09	-0.15	-0.17	-0.01	0.02	0.04	-0.03	0.01	0	0.02	0.14	-0.18	-0.01	0.2	-0.06	0.2	0.04	0	0.03		
External effort (FTE)									0.08/0.15									0.06										
External effort (Unit)									USU/MPU									MPU										
Additional external operational effort 0.8FTE (USU)																												

Breakdown by area		Leave	Services	Projects	Other	Total
Percentage	10	47.07	17.62	35.31	100	
% last quarter	38.23	21.29	41.29	37.42		
Difference	-28.23	25.78	-23.67	-2.11		
FTE	0.4	1.7	0.64	1.28	4.02	
FTE last quart	1.42	0.49	0.95	0.86		
Difference	-1.02	1.21	-0.31	0.42		

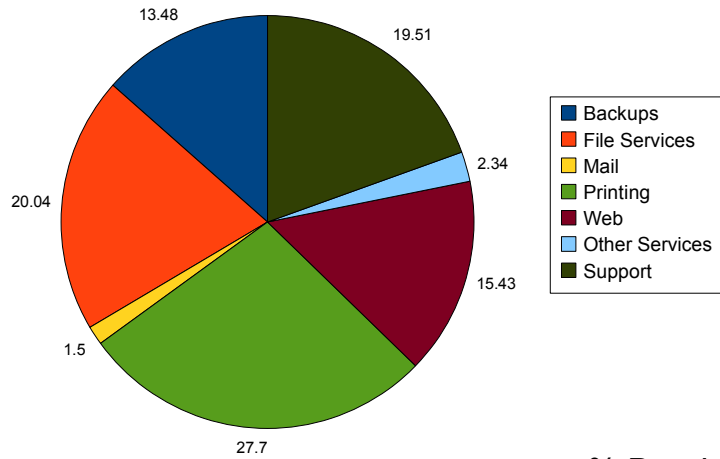
Services Unit Activities



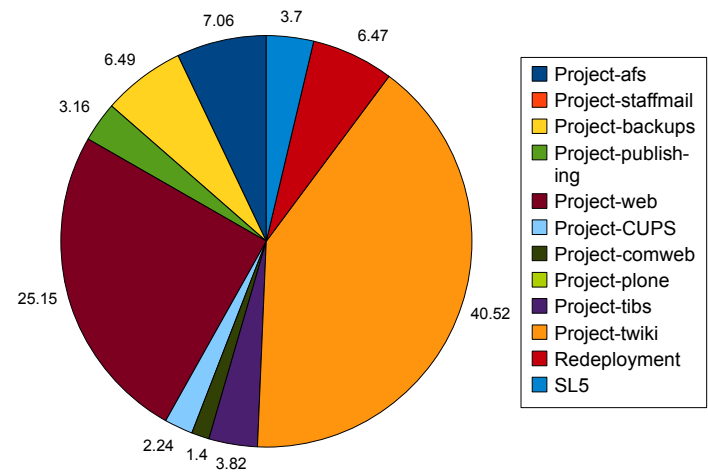
% Time Allocation By Area



% Breakdown of Services Activities



% Breakdown of Project Activities



% Breakdown Of Other Activities

